

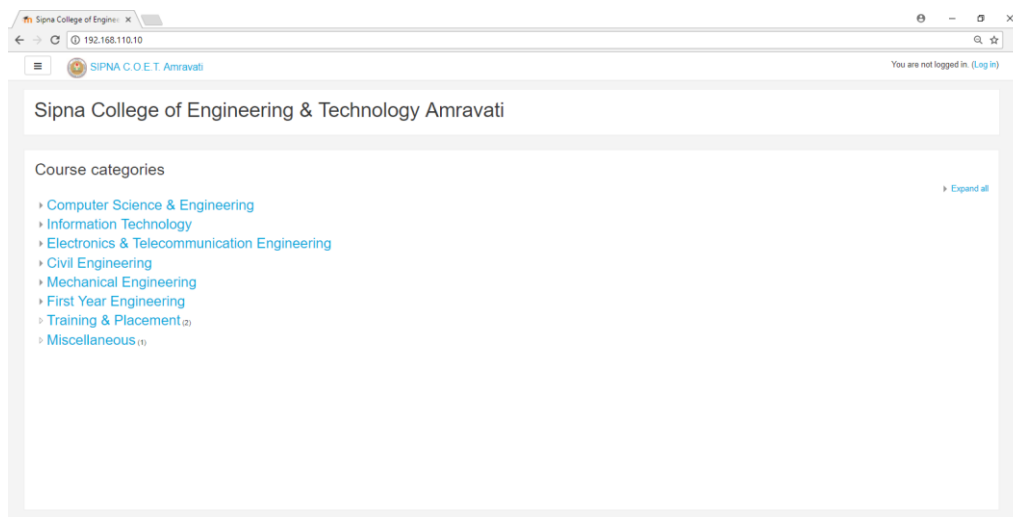
MOODLE Based Learning Management System

Brief Description:-

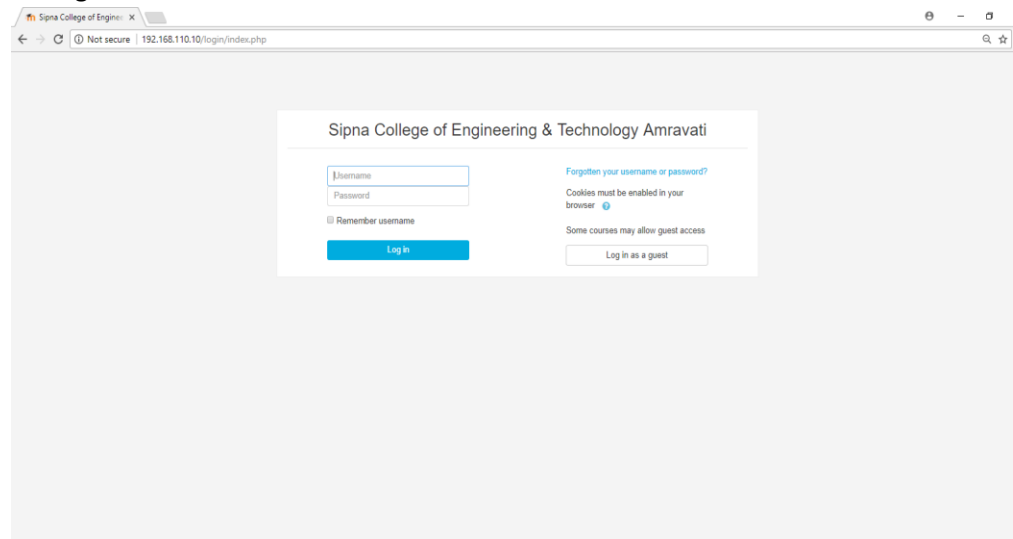
Sipna College of Engineering & Technology have customized and configured MOODLE based Learning Management System. We have created Login Id for all the students and faculties to access the resources in LMS. 2589 users have been created. More than 80 UG Courses have been created and all the students and faculties have been enrolled to their respective courses. We are using LMS to distribute course material like notes, video lectures, question bank etc., also we can conduct online test of students for internal assessment. Students can discuss their difficulties with their Teachers and share information using LMS. Teachers can post online notices, assignments to students and evaluate the same using LMS.

Screen Shots of LMS:-

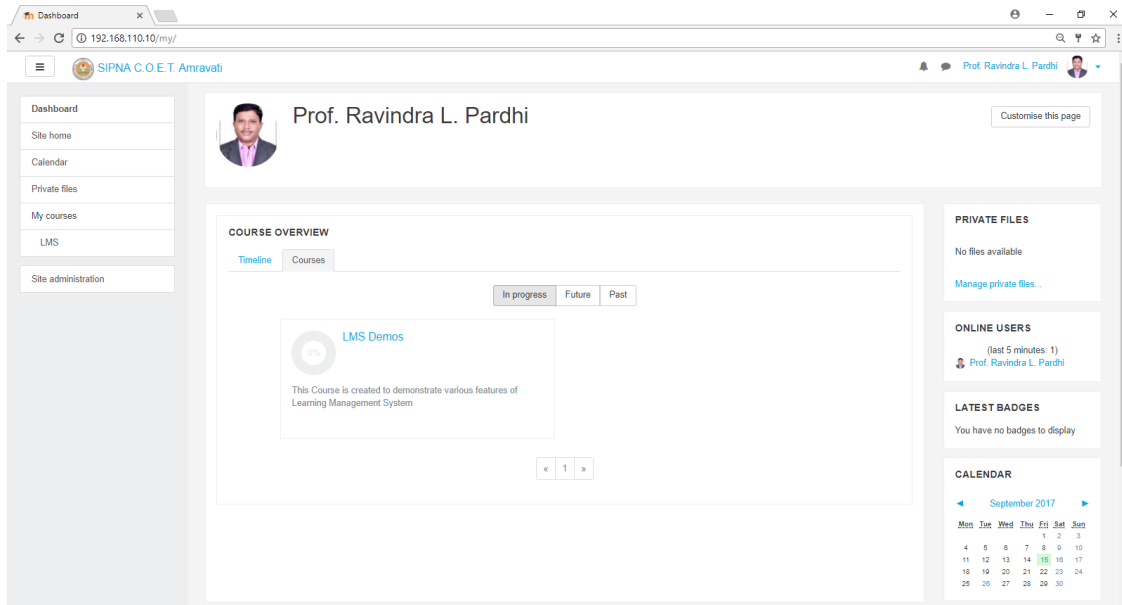
1. LMS Home



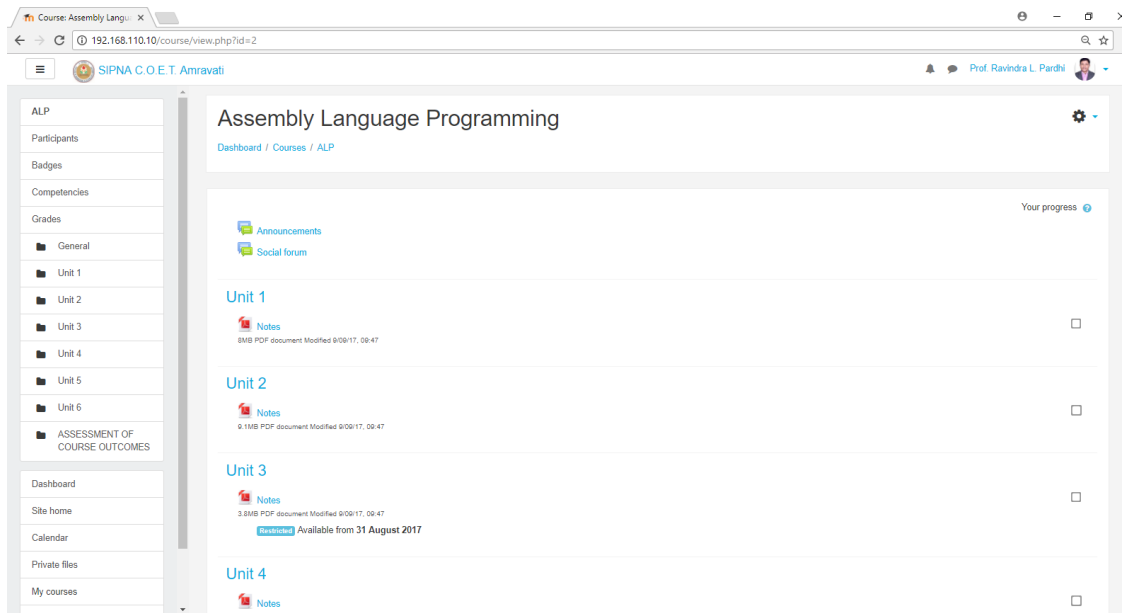
2. LMS Login Screen



3. LMS Dashboard



4. LMS Course View



5. Test Preview

The screenshot shows a Moodle quiz preview interface. The browser address bar displays the URL: 192.168.110.10/mod/quiz/attempt.php?attempt=457. The page title is 'Technical Competency'. A message states: 'You can preview this quiz, but if this were a real attempt, you would be blocked because: This quiz is not currently available'. The main content area shows 'Question 1' with a 'Not complete' status and a score of 'Marked out of 1.00'. The question asks to 'Choose the correct option' for two lines of code: '1. extern int i;' and '2. int i;'. The options are: A. both 1 and 2 declare i; B. 1 declares the variable i and 2 defines i; C. 1 declares and defines i, 2 declares i; D. 1 declares i, 2 declares and defines i. A 'Check' button is visible below the options. A 'Next page' button is at the bottom right of the question area. On the right side, there is a 'QUIZ NAVIGATION' grid showing 60 questions in a 6x10 grid. The first question is selected. Below the grid, it says 'Finish attempt ...' and 'Time left 0:59:55'. A left sidebar contains navigation links: TC, Participants, Badges, Competencies, Grades, General, Technical Test, Dashboard, Site home, Calendar, Private files, My courses, LMS, and Site administration.

6. Sharing Video in LMS

The screenshot shows a Moodle forum post. The browser address bar displays the URL: 192.168.110.10/course/view.php?id=110. The page title is 'LMS Demos'. The forum post is titled 'Do you find the video on "how to use LMS" useful?' and is by Prof. Ravindra L. Pardihi, dated Monday, 18 September 2017, 10:08 AM. The post content reads: 'This is just to check capabilities of our LMS which I have configured. If you find any type of mistake or issue while accessing it, please fill free to drop me a message using LMS or discuss it on this forum by simply replying it. I have shared one video here just to make you familiar with how to use LMS. I request you all to start using LMS as you get time and discover all the features available in it.' Below the text is a video player showing a desktop screen with a video player window and a small video feed of the user. At the bottom right of the post, there are links for 'Permalink | Edit | Delete' and 'Discuss this topic (4 replies so far)'. A left sidebar contains navigation links: LMS, Participants, Badges, Competencies, Grades, Dashboard, Site home, Calendar, Private files, My courses, LMS, and Site administration.